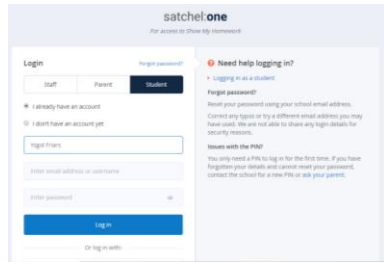


How to submit homework on ShowMyHomework

On the computer...

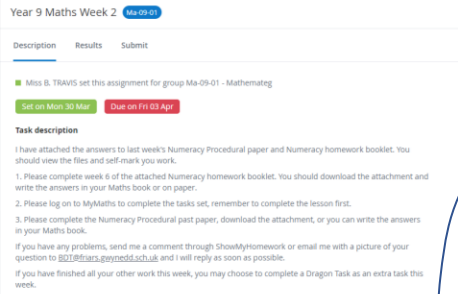
1) Log onto SMHW.



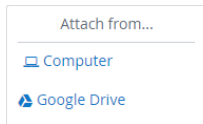
4) Click on the button that says Add Attachments.



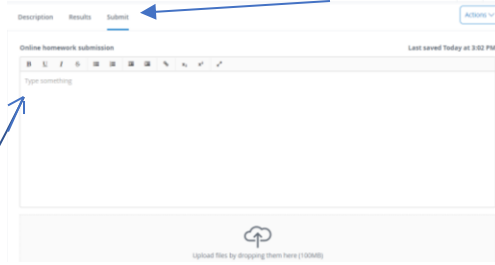
2) Open the homework that you need to submit homework on.



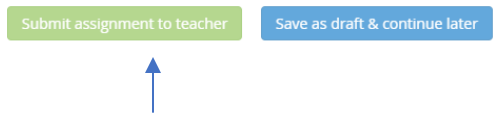
5) Choose which way you would like to attach homework. Attach the right homework by dragging and dropping it.



3) At the top of the homework, there are 3 tabs: Description, Results and Submit. Click on Submit.



6) Click the green button at the bottom of the screen to submit homework. You may wish to write a note to your teacher in the box that says Type Something.

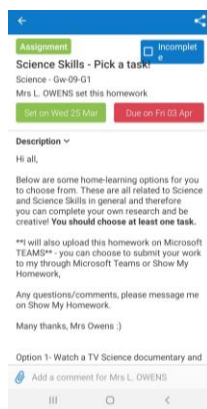


On the phone...

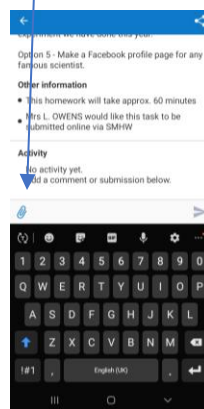
1) Log into SMHW on the app.



2) Click on the homework that you need to submit.



3) Click the blue paperclip.

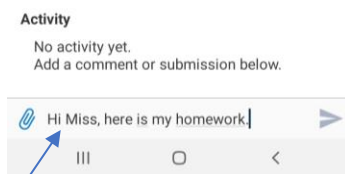


4) Then, there are 3 options. Either take a photo, upload a file or an image from your camera roll.

Submit work via the app

- Take photo
- File
- Image

5) You may want to write a comment to your teacher. Click on the space by the paperclip to do this.



6) Finally, click the arrow by the text bar to send your message and your homework.

